


# FREIGHTSAFE TRELLEBORG



**FREIGHTSAFE**

Park Smart, Freight safe



# WHO ARE WE?

Freightsafe sees a huge opportunity to reinvent the way we park trucks, drivers and their trailers. Our focus is to deliver a solution to the global shortage of truck parking.

**We have three core principals at Freightsafe:**

**1.**

Smart, scalable &  
secure parking  
infrastructure

**2.**

Enabling the  
future of parking  
services

**3.**

Making parking  
infrastructure  
'investable'

# WHAT IS A FREIGHTSAFE?

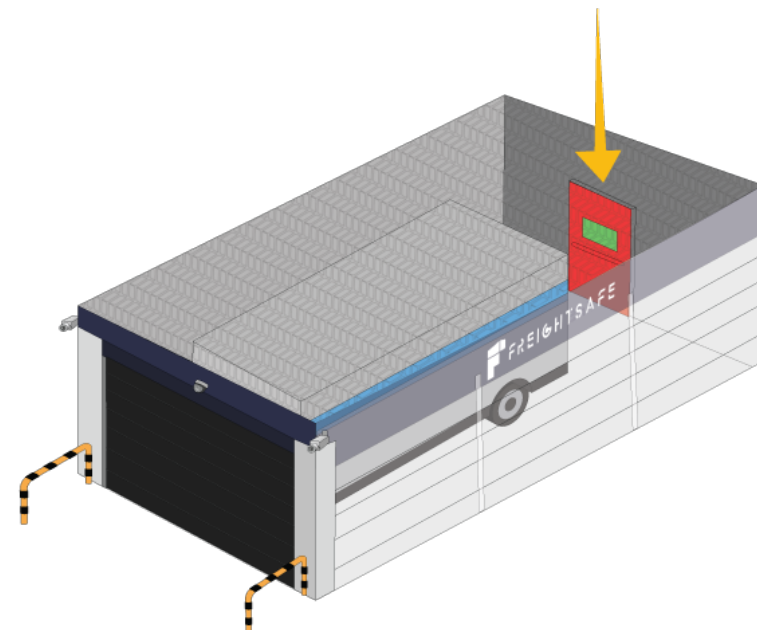


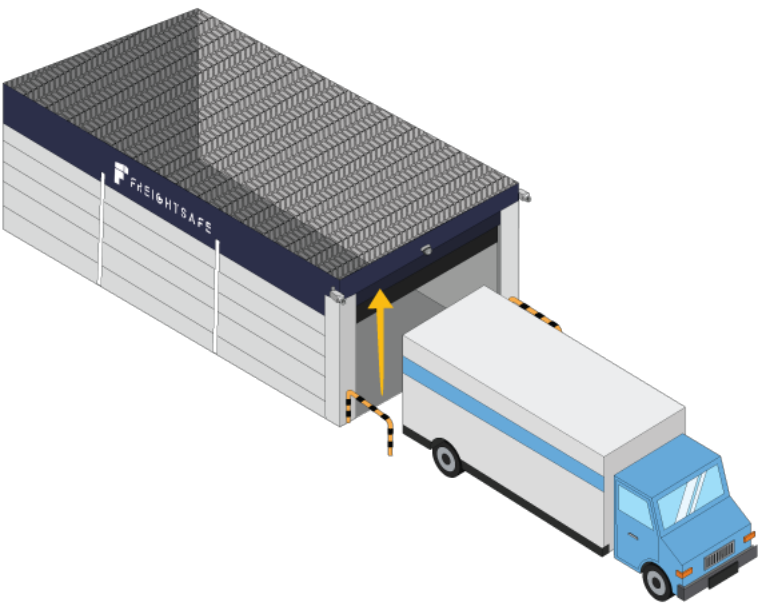
The 'Modular Cargo Bay' powered by **BOSCH BSTP**

[https://drive.google.com/file/d/13ue726N0v39AY\\_2KSqw0loO53xZHMt9O/view](https://drive.google.com/file/d/13ue726N0v39AY_2KSqw0loO53xZHMt9O/view)

The concept of the modular cargo bay is simple, take existing properties and build secure parking spaces into them.

- Fully enclosed steel parking bay
- Vehicle entry and exit controlled by reservation link
- 360-degree CCTV coverage in and outside the bay
- Event triggered remote monitoring
- 'No-motion' alarmed zone inside the bay
- Fully illuminated in and outside the bay
- Reservation only access





# WHY FREIGHTSAFE?

## SERVICES

Every parking space must be able to facilitate secure:

Parking - Exchange - Charging

## SUSTAINABILITY

The most environmentally efficient method of delivering parking services.

## SCALABILITY

To scale these services, you must develop them into existing real estate (for which there are thousands). This allows us to reduce cost, time and drastically improves our ability to develop a network.





# FREIGHTSAFE OPERATIONS

<https://vimeo.com/463339379/3b3c86bb89>



Continued...

# ENTERING THE BAY

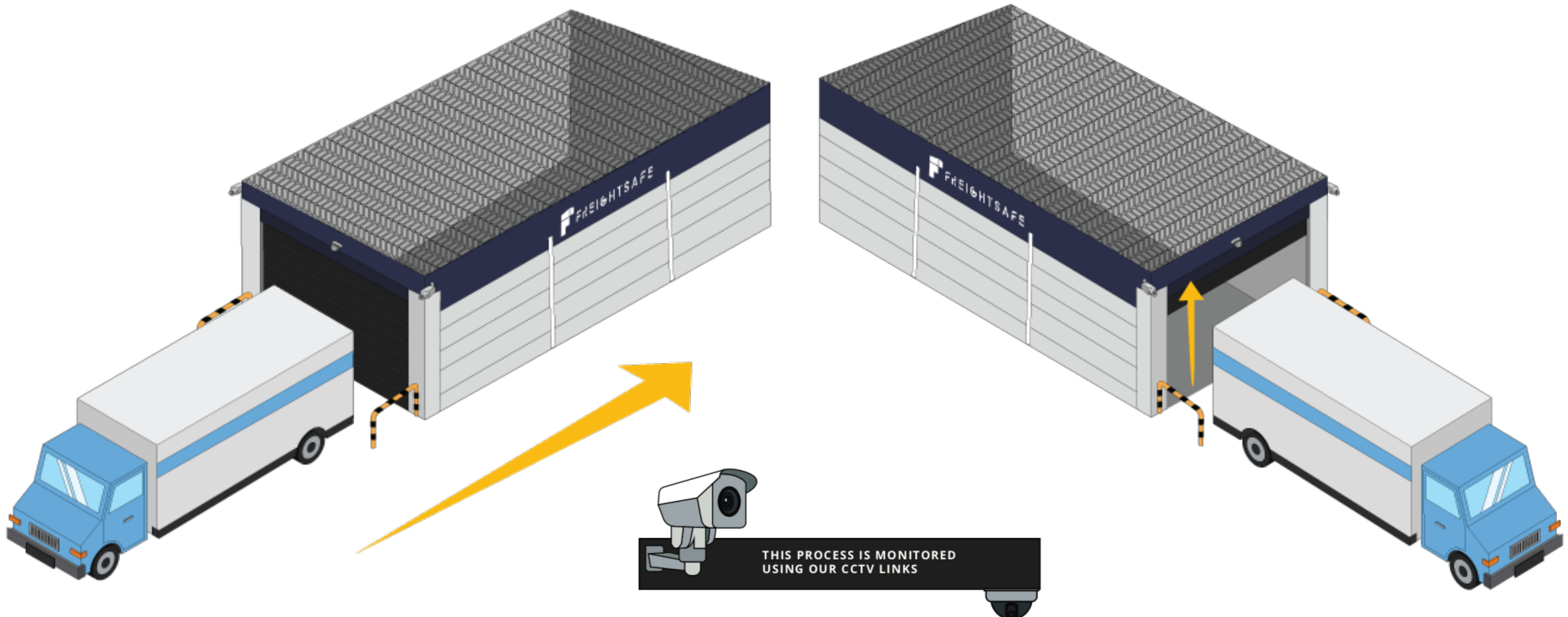


1.

The driver aligns the truck to the correct bay, ready to reverse the trailer towards the door.

2.

The driver calls their Dispatcher to open the door using the remote email link, found in the booking confirmation.



# ENTERING THE BAY

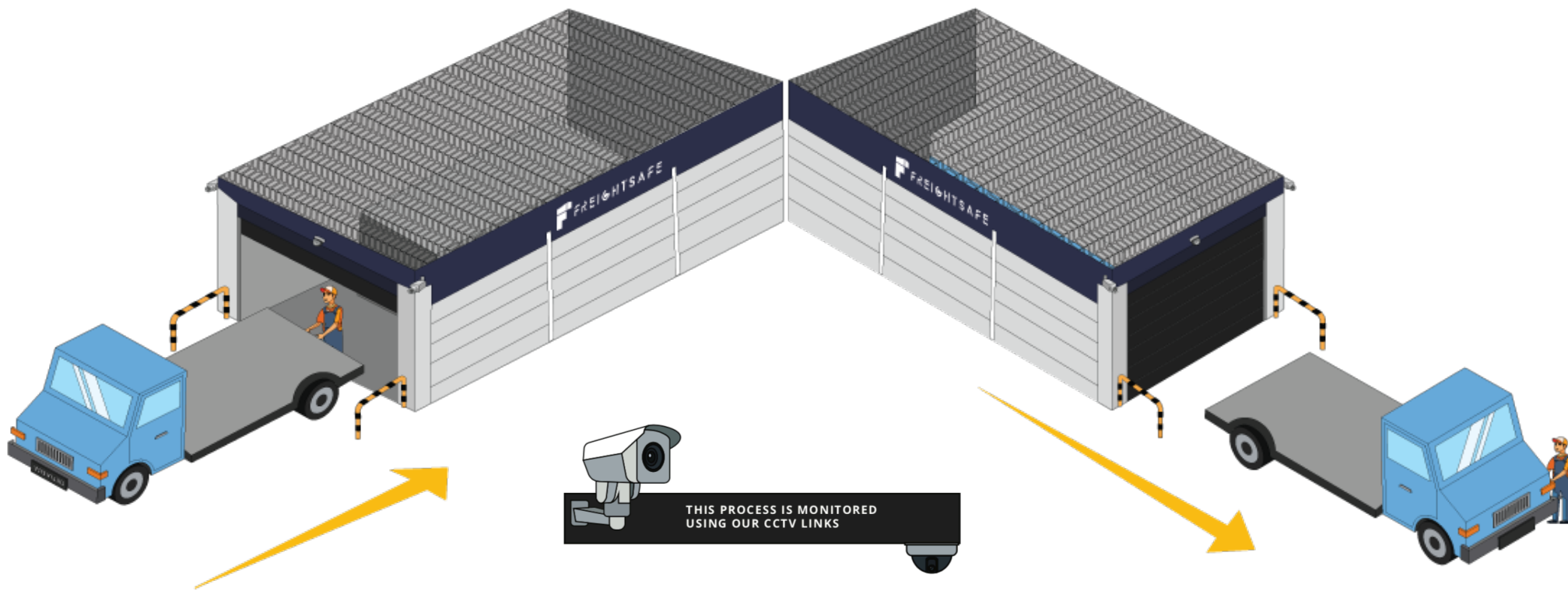


3.

The driver reverses the trailer into the unit and uncouples the trailer from the truck.

4.

Once the trailer is detached, the driver leaves the unit with the truck and waits for the doors to close.



# 5. GIVING YOUR DRIVERS A BREAK



With Freightsafe taking care of the trailer (and its liability), the driver can enjoy their break in safety, exploring all the services / facilities that surround them.


**Freightsafe at the  
Port of Trelleborg**  
231 61 Trelleborg,  
Sweden



**ICA Maxi Supermarket**  
Strandridaregatan 10, 231 61  
Trelleborg, Sweden



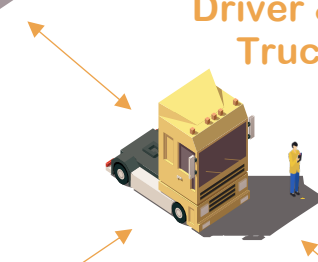

**McDonald's**  
Hedvägen 203A, 231 66  
Trelleborg, Sweden



**Circle K**  
Hesekillegatan 3, 231 53  
Trelleborg, Sweden



**Driver &  
Truck**

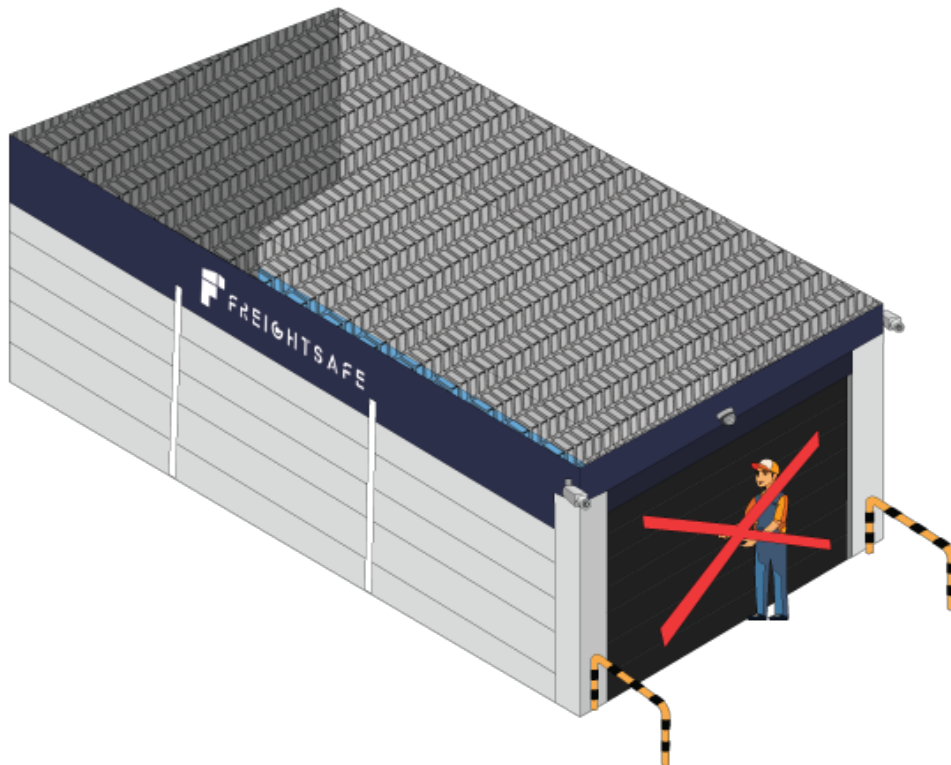


## DURING YOUR STAY



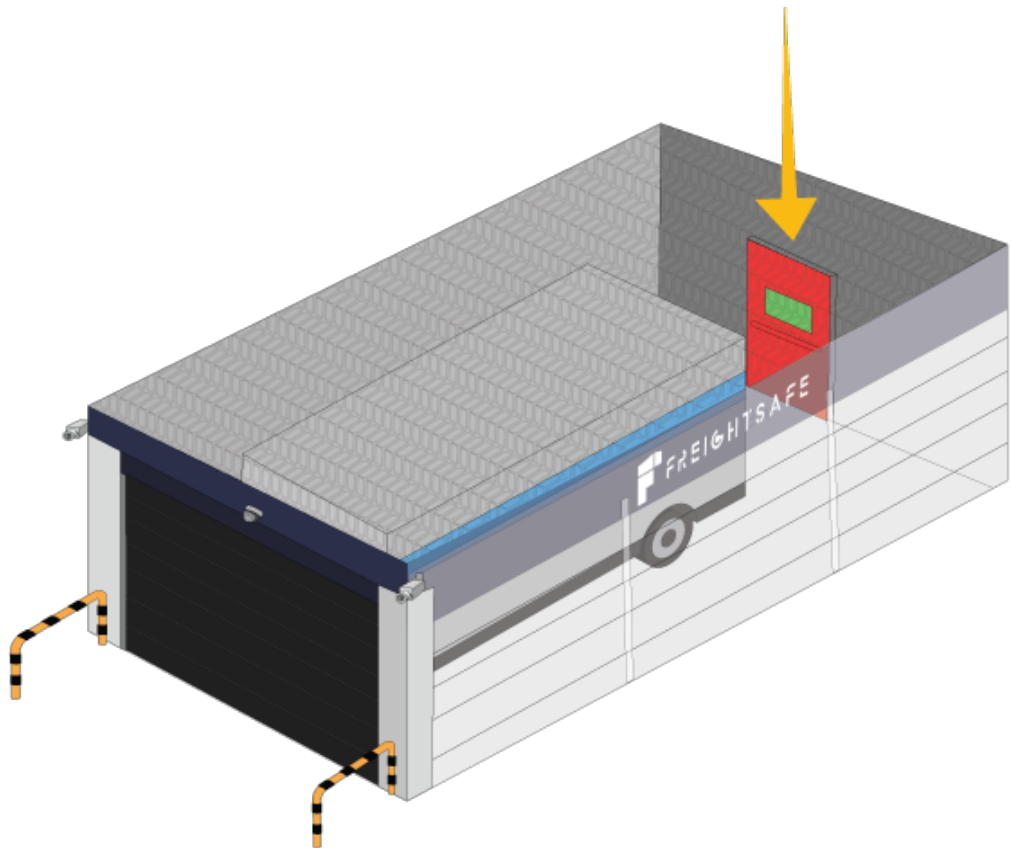
6.

The driver must not enter the bay at any point during the stay. If the driver needs to regain entry, a new code must be obtained dispatcher by calling the dispatcher.



7.

In the event of a fire, the driver must exit via the fire door. This process is CCTV monitored.

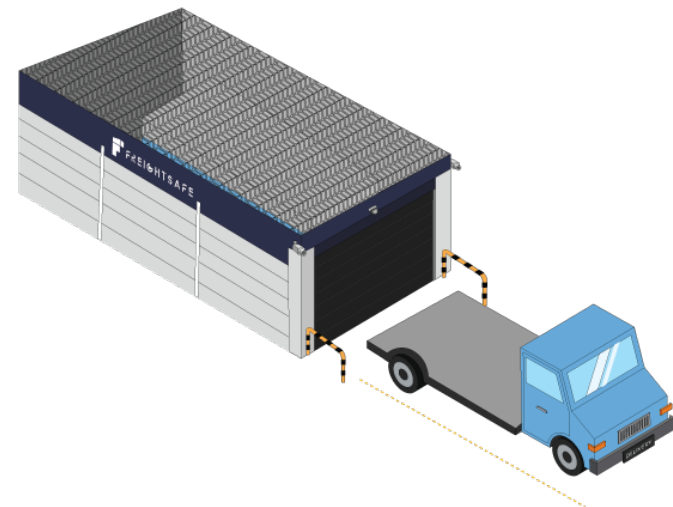


# LEAVING THE UNIT



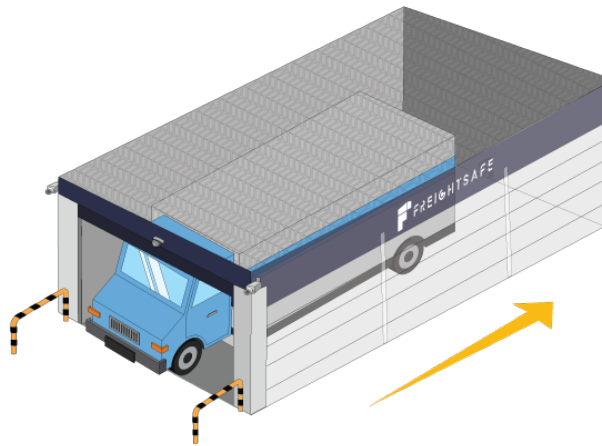
8.

The driver aligns the truck with the bay, then calls the dispatcher to exit.



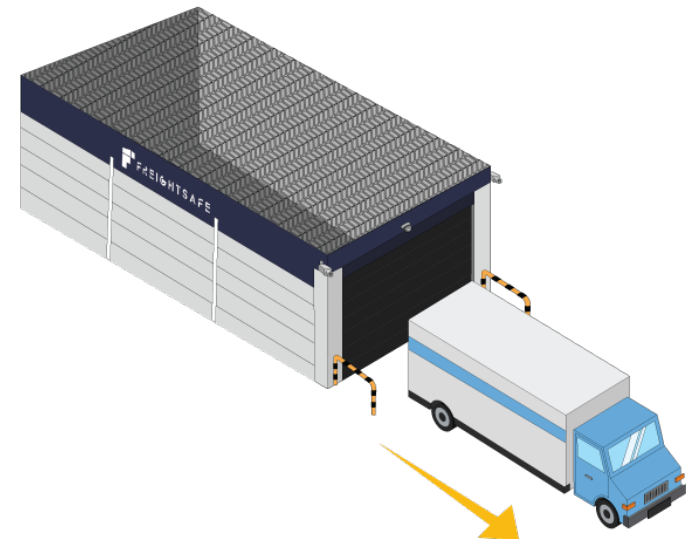
9.

The driver reverses and recouples the trailer with the truck.



10.

The driver immediately leaves the unit. The dispatcher can monitor this process.





# SAFETY ON SITE

Please ensure that your drivers are made fully aware of these general safety guidelines.



## Before boarding

Fully retract the front and back landing legs of the trailer.



## When boarding

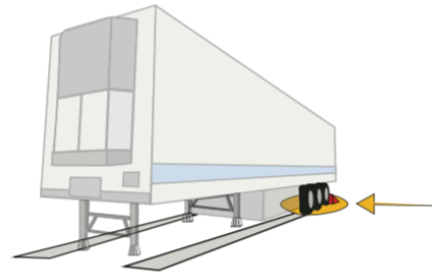
The maximum speed is 10mph.

# TERMS & CONDITIONS

## Freightsafe Terms & Conditions:

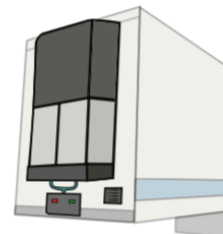
Please ensure that you and your drivers are made fully aware of the terms and conditions when using the site. These can be found here:

<https://drive.google.com/file/d/1LS3JXa0ncpiYPMI4o9UyKsNs02o6Tz5W/view?usp=sharing>



## When parking the trailer in the parking bay

Reverse the trailer into the bay until the back wheels hit the **wheel stops**. Make sure the front of the trailer does not obstruct the roller door from closing.



## Before leaving your vehicle

Please switch off all electrical devices.



FREIGHTSAFE

# How to use the Reservation Platform



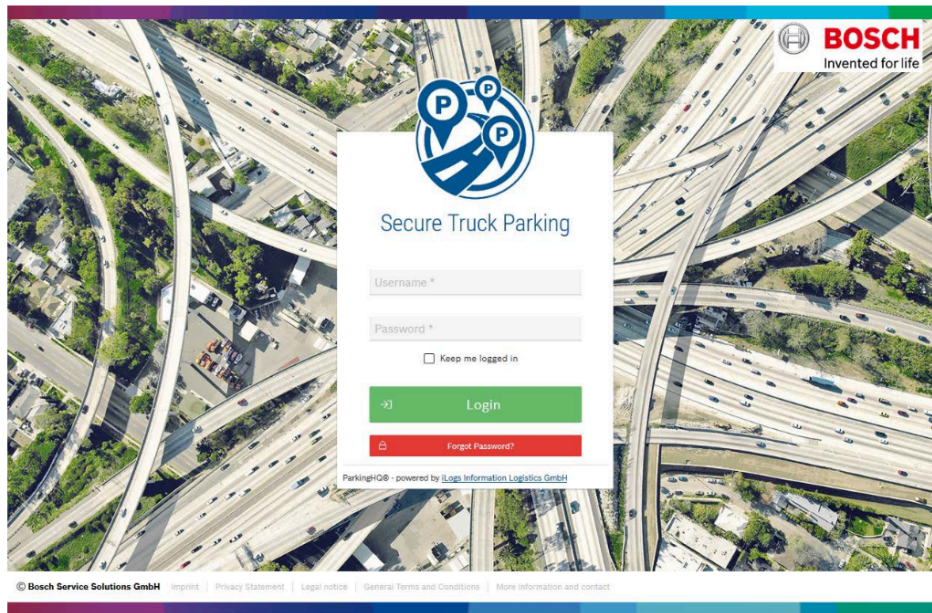
Continued...



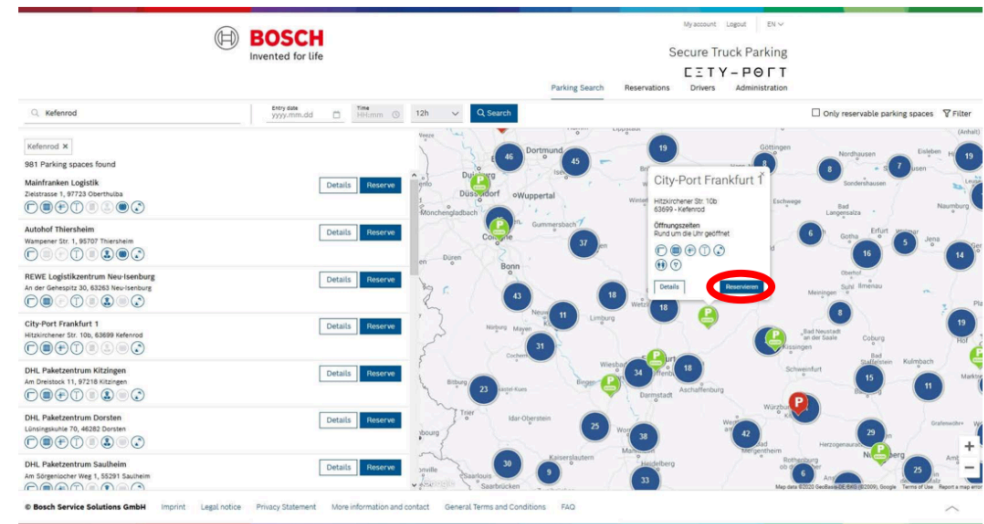
## RESERVATION PROCESS **Reserving**



### 1. Find the parking area: <https://portal.bosch-secure-truck-parking.com/en/registration/>



- ▶ Open the page <https://portal.bosch-secure-truck-parking.com/en/>
- ▶ Click on the button “Manage” and log in



- ▶ You can find a parking area in different ways:
  - ▶ Enter the city in the field „Search“
  - ▶ Search for the parking area in the map
  - ▶ Click on the button “Reserve”

## RESERVATION PROCESS Reserving



### 2. Enter dates and times

The screenshot shows the Bosch Secure Truck Parking reservation interface. The user is logged in as Mr Jannik Glöckner. The process is at Step 1: Date and Time. The location is City-Port Frankfurt, Zum Wickenstein 4, 63699 Kefenrod. The entry starts on 06-Feb-2020 at 19:00, with a duration of 12 hours. The current choice is City-Port Frankfurt, with a start time of 06-Feb-2020 19:00 and an end time of 07-Feb-2020 07:00. The price is € 0.00. The interface includes a sidebar with navigation options: Overview, Reporting, Route planning, Administration, and Configuration. The top navigation bar includes Logout, Parkinglot search, Reservations, Drivers, and Configuration. The bottom of the screen shows a 'Back' button and a 'next' button.

- ▶ Enter entire date, time and duration
- ▶ Click on “next”

The screenshot shows the Bosch Secure Truck Parking reservation interface at Step 2: Driver and License Plate. The location is City-Port Frankfurt, Zum Wickenstein 4, 63699 Kefenrod. The entry starts on 06-Feb-2020 at 19:00, with a duration of 12 hours. The current choice is City-Port Frankfurt, with a start time of 06-Feb-2020 19:00 and an end time of 07-Feb-2020 07:00. The price is € 0.00. The interface includes a sidebar with navigation options: Overview, Reporting, Route planning, Administration, and Configuration. The top navigation bar includes Logout, Parkinglot search, Reservations, Drivers, and Configuration. The bottom of the screen shows a 'Back' button and a 'next' button. A green banner at the top indicates 'Parking available'.

- ▶ Select the driver & the numberplate
- ▶ Or you can create a driver or a numberplate

# RESERVATION PROCESS Reserving



## 3. Create or select a driver

**BOSCH** Invented for life

Secure Truck Parking

Logout

Parkplatzsuche Reservations Drivers Configuration

Mr. Jannik Glöckner

1 Date and Time 2 Driver and License Plate 3 Summary

Current choice

City-Port Frankfurt

City-Port Frankfurt

Start 06-Feb-2020 19:00

End 07-Feb-2020 07:00

€ 0.00

Select driver

Cancel

Salutation Mr First name \* Last name \*

Language \* English

License plate

Invoice notes (optional)

Back next →

### Create a driver

- Create a driver and enter his name, mail address, licence plate etc.
- Click on the button “next”

**BOSCH** Technik fürs Leben

Secure Truck Parking

Abmelden

Parkplatzsuche Reservations Fahrer Verwaltung

Herr Jannik Glöckner

Übersicht Berichte Routenplanung Administration Konfiguration

License Plate

License Plate

License Plate

Einfafrts\_pin

Kennzeichen Anhänger

Abbrechen Weiter →

### ...or select a driver

- Select an existing driver
- Choose or add a license plate
- Click on the button “next”

## RESERVATION PROCESS Reserving



### 4. Make a reservation

**BOSCH**  
Invented for life

Secure Truck Parking

Logout

Parkinglot search Reservations Drivers Configuration

Mr Jannik Glöckner

1 Date and Time 2 Driver and License Plate 3 Summary

Current choice

City-Port Frankfurt

Start 06-Feb-2020 19:00

End 07-Feb-2020 07:00

€ 0.00

**Summary**

Parking Area  
City-Port Frankfurt

Operator  
Bosch Service Solutions GmbH  
Lahnstraße 34-40, 60326 Frankfurt

Duration  
Entry 06.02.2020 07:00  
Exit 07.02.2020 07:00

Total amount (incl. Tax)  
€ 0.00

Please consider the [terms and conditions](#) of the parking provider.

☒ Send the confirmation mail to driver  
☒ Send the confirmation mail to booker

Back

Binding reservation ✓

- ▶ You can send a confirmation mail to the driver
- ▶ Please check the reservation and reserve by clicking on "Binding reservation"

**BOSCH**  
Invented for life

Mr Demo Company Manager  
Demo Company Inc.

Thank you for placing your order.

The confirmation was sent to your email address support.truckparking@bosch.com.

In order to download your confirmation in PDF-format, please click the following link: [PDF-Confirmation](#)

[Click here to get back to the beginning.](#)  
[Logout from system](#)

[Download Confirmation as pdf](#)

Download Confirmation

[Download Confirmation as pdf](#)

ParkingPilot - powered by [Suga Information Logistics Service 2.0.0 - 107246 - Production](#)

**Bosch Service Solutions GmbH** | [Imprint](#) | [Privacy Statement](#) | [Legal notice](#) | [More information and contact](#)

- ▶ The confirmation will be sent to your mail address
- ▶ You can also open the confirmation as .pdf

## RESERVATION PROCESS Reserving



### 5. Cancel a reservation

Bosch Secure Truck Parking

«Quick Search»

Mr Demo Company Manager  
Demo Company Inc.

Overview

Route planning

Parkinglot search

Drivers

Reservations

New Filter «New» Search Toggle columns

Count: 13


Id	Parking Area	Driver	Booked Entry Date	Booked Exit Date	Identification medium	Gross Amount	State	Actions
3009	DHL Paketzentrum Hannover	Demo Driver	27-Feb-2018 12:00	27-Feb-2018 23:00	License Plate (EET 678), Einfahrts pin	0.00	Open	Cancel
3008	DHL Paketzentrum Hannover	Demo Driver	27-Feb-2018 22:15	28-Feb-2018 22:30	License Plate (SA SA 978), Einfahrts pin	0.00	Cancel technically	Change
3007	DHL Paketzentrum Hannover	Demo Driver	27-Feb-2018 22:15	28-Feb-2018 22:30	License Plate (SA SA 879), Einfahrts pin	0.00	Delete	Resend confirmation
3006	DHL Paketzentrum Hannover	Demo Driver	26-Feb-2018 15:30	27-Feb-2018 00:15	License Plate (SA SA 978), Einfahrts pin	0.00		
3005	DHL Paketzentrum Hannover	Demo Driver	26-Feb-2018 15:15	27-Feb-2018 00:15	License Plate (EET 678), Einfahrts pin	0.00		
3004	DHL Paketzentrum Hannover	Demo Driver	26-Feb-2018 15:00	26-Feb-2018 19:00	License Plate (SA SA 879), Einfahrts pin	0.00	Open	Actions


- ▶ Click on “Reservations” in the menu
- ▶ Click on “Actions” and then choose “Cancel”
- ▶ The status of the reservation will change into “Cancelled”
- ▶ A mail with the cancellation will be sent to you





## RESERVATION PROCESS Reserving









### 6. Reservation and reporting


 **BOSCH**  
Invented for life

 Mrs Dolores Pellegrino

 Overview  
 Reporting  
 Route planning  
 Administration  
 Configuration





Count: 510

Id	Parking Area	Driver	Booked Entry Date	Booked Exit Date	Identification medium	Gross Amount	State	
4617	<a href="#">Testareal Frankfurt Smart &amp; Easy</a>	<a href="#">Anonymer Fahrer</a>	11-Jul-2018 22:15	11-Jul-2018 22:30	<a href="#">License Plate (TEST6789), Einfahrts pin</a>	1.00	NoShow	Actions
4616	<a href="#">Testareal Frankfurt Smart &amp; Easy</a>	<a href="#">Anonymer Fahrer</a>	11-Jul-2018 22:15	11-Jul-2018 23:30	<a href="#">License Plate (TEST23456), Einfahrts pin</a>	2.00	Entered	Actions
4615	<a href="#">Testareal Frankfurt Smart &amp; Easy</a>	<a href="#">Anonymer Fahrer</a>	11-Jul-2018 22:15	11-Jul-2018 23:30	<a href="#">License Plate (TEST1234), Einfahrts pin</a>	2.00	Closed	Actions
4614	<a href="#">Bosch Karlsruhe</a>	<a href="#">Anonymer Fahrer</a>	11-Jul-2018 22:00	12-Jul-2018 07:00	<a href="#">License Plate (TEST5678), Einfahrts pin</a>	10.00	NoShow	Actions
4611	<a href="#">Pempelfort</a>	<a href="#">Carmen Riedler</a>	14-Aug-2018 19:10	15-Aug-2018 20:10	<a href="#">License Plate (ILOGS 17)</a>	16.00	Open	Actions
4606	<a href="#">Bosch Karlsruhe</a>	<a href="#">Sandra Testfahrer</a>	27-Jun-2018 19:00	27-Jun-2018 21:00	<a href="#">License Plate (TEST345), Einfahrts pin</a>	10.00	NoShow	Actions
4605	<a href="#">Bosch Karlsruhe</a>	<a href="#">Sandra Testfahrer</a>	27-Jun-2018 19:00	27-Jun-2018 21:00	<a href="#">License Plate (TEST1), Einfahrts pin</a>	10.00	NoShow	Actions

© Bosch Service Solutions GmbH | [Imprint](#) | [Privacy Statement](#) | [Legal notice](#) | [General Terms and Conditions](#) | [More information and contact](#)

- The parking area operator has access to the webportal
- Overview of all reservations and their status
- Reporting of parking transactions



FREIGHTSAFE

# Communication Chain & Emergency Protocol





# Emergency Protocol

STAGE	TRIGGER	ACTIVITY	EVENT	INTERVENTION PHASE 1	INTERVENTION PHASE 2	INTERVENTION PHASE 3
Check-in / Trailer drop-off	The Driver arrives at the bay and calls their Dispatcher to confirm arrival. The LSP launches the access link from their booking confirmation. This opens the gate to the bay.	Monitoring centre checks trailer number plate against booking, grants access and then oversees trailer drop-off until process complete.	Non-compliant personnel attempts entry of the bay	Alarm notifies Bosch monitoring centre of event. Bosch monitoring centre (BMC) confirms event as 'go' or 'no'.	If event deemed 'go', BMC escalates event to local police.	If customer has intervention subscription, BMC will escalate the event to an intervention team to go to site (this option is by design of the customer).
Check-in / Trailer drop-off	The Driver arrives at the bay and calls their Dispatcher to confirm arrival. The LSP launches the access link from their booking confirmation. This opens the gate to the bay.	Monitoring centre checks trailer number plate against booking, grants access and then oversees trailer drop-off until process complete.	MCB becomes non-operational and unable to be accessed	Alarm notifies Bosch monitoring centre of event. Bosch monitoring centre (BMC) confirms event as 'go' or 'no'.	BMC sends intervention team to site to guard the trailer until the MCB is operational (this is at the expense of City-Port).	
Parking	The Driver arrives at the bay and calls their Dispatcher to confirm arrival. The LSP launches the access link from their booking confirmation. This opens the gate to the bay.	Monitoring centre checks trailer number plate against booking, grants access and then oversees trailer drop-off until process complete.	Cameras recognise fire and/or smoke in the MCB	Alarm notifies Bosch monitoring centre of event. Bosch monitoring centre (BMC) confirms event as 'go' or 'no'.	Local fire services are called to site.	BMC contacts LSP to notify them (and driver) of event.
Parking	The Driver arrives at the bay and calls their Dispatcher to confirm arrival. The LSP launches the access link from their booking confirmation. This opens the gate to the bay.	Monitoring centre checks trailer number plate against booking, grants access and then oversees trailer drop-off until process complete.	Cameras recognise movement inside the MCB when trailer is stored	Alarm notifies Bosch monitoring centre of event. Bosch monitoring centre (BMC) confirms event as 'go' or 'no'.	If event deemed 'no' BMC do not escalate. If event deemed 'go', BMC escalates event to local police.	If customer has intervention subscription, BMC will escalate the event to an intervention team to go to site (this option is by design of the customer).
Parking	The Driver arrives at the bay and calls their Dispatcher to confirm arrival. The LSP launches the access link from their booking confirmation. This opens the gate to the bay.	Monitoring centre checks trailer number plate against booking, grants access and then oversees trailer drop-off until process complete.	Driver requests emergency access to the MCB whilst trailer is under reservation	BMC confirms correct truck and driver against access protocols. BMC approves access and oversees event until driver has left the unit.	If event deemed 'no' BMC do not escalate. If event deemed 'go', BMC escalates event to local police.	If customer has intervention subscription, BMC will escalate the event to an intervention team to go to site (this option is by design of the customer).
Parking	The Driver arrives at the bay and calls their Dispatcher to confirm arrival. The LSP launches the access link from their booking confirmation. This opens the gate to the bay.	Monitoring centre checks trailer number plate against booking, grants access and then oversees trailer drop-off until process complete.	Driver and truck are compromised at 'Authorised Parking Area'. Truck is stolen and en route to collect trailer	Driver notifies LSP of event. LSP notify BMC of event (all drivers are given an emergency 'point of contact' at each Authorised Parking Area. This point of contact is a phone where they can contact their LSP in the event they lose their phone.	BMC escalates event to local police. .	If customer has intervention subscription, BMC will escalate the event to an intervention team to go to site (this option is by design of the customer).
Check-out/ Pick-up	Driver calls monitoring centre from secure email/app link (driver has a confirmation link only they can access) to trigger access to MCB. Driver must also confirm their name, which has been added to the reservation.	Monitoring centre checks trailer number plate against booking, grants access and then oversees trailer drop-off until process complete.	Non-compliant personnel attempts entry of the bay	Alarm notifies Bosch monitoring centre of event. Bosch monitoring centre (BMC) confirms event as 'go' or 'no'.	If event deemed 'no' BMC do not escalate. If event deemed 'go', BMC escalates event to local police.	If customer has intervention subscription, BMC will escalate the event to an intervention team to go to site (this option is by design of the customer).



Each Freightsafe location has a site-specific communication chain.

```
E: [
T: [
M: [
```

E: Jan-Philipp.Weers@de.bosch.com

**CONTACT: Mattias Möller**  
**E: [ledningscentralen.malmo@securitas.se](mailto:ledningscentralen.malmo@securitas.se)**  
**T: +46104705230**

E: [charlie@freightsafe.co](mailto:charlie@freightsafe.co)  
T: +44 7984621592  
W: [www.freightsafe.co](http://www.freightsafe.co)

1. LSP makes reservation on BSTP platform.
2. LSP responsible for the security of their access codes. They are single use.
3. Bosch Monitoring centre receives booking confirmation.
4. LSP is responsible for amending all reservation.

1. Upon arrival, truck driver will contact their LSP for access to Bay.
2. LSP will use access link from the Bosch booking confirmation to open the gate.
3. The driver reverses into the Bay, uncouples the trailer and drives away. This process is overseen by the Bosch monitoring centre.
4. In the event an alarm is raised, the Bosch monitoring centre (and only the Bosch monitoring centre) will contact the local police department.
5. Should the driver wish to raise their own alarm, they must follow their normal chain of communication with their LSP.
6. When returning to the Bay, the driver is to contact their LSP to gain access to the Bay.
7. The LSP will use their second access code to open the gate.
8. The driver reverses into the Bay, recouples the trailer and drives away. This process is overseen by the Bosch monitoring centre.



FREIGHTSAFE

# FREIGHTSAFE PRICING



# FREIGHTSAFE HAS TWO PRICING OPTIONS

## 1. Daily rate pricing

Customer can book the bays on a day-by-day basis and pay via the Bosch secure truck parking platform. The hourly rate varies from €5-10 per hour of parking.

## 2. Annual rental pricing

Customer buys their fixed capacity on an annual basis at €60 per day. The customer can sell-on their spare capacity when not using it via the Bosch secure truck parking platform. Any spare capacity sold is shared with Freightsafe and is used to reduce your subsequent year's rental price.

## 3. Liability swap service

Freightsafe will take the liability of the trailer and it's cargo when it is parked with us.




Continued...

# THANK YOU!

Thank you for taking the time to read this. Please get in touch to find out more.

Best

Charlie Anderson | CEO | [charlie@freightsafe.co](mailto:charlie@freightsafe.co) | +44 7984621592



**FREIGHTSAFE**

Park Smart, Freight safe